

# Welch Allyn Home™ Scale (T-RPM-SCALE100)

---



---

## Directions for use

901077 Weight scale, Software Version 1.0

© 2017 Welch Allyn. All rights are reserved. To support the intended use of the product described in this publication, the purchaser of the product is permitted to copy this publication, for internal distribution only, from the media provided by Welch Allyn. No other use, reproduction, or distribution of this publication, or any part of it, is permitted without written permission from Welch Allyn.

Welch Allyn Home Scale is a trademark of Welch Allyn.

Welch Allyn assumes no responsibility for any injury to anyone, or for any illegal or improper use of the product, that may result from failure to use this product in accordance with the instructions, cautions, warnings, or statement of intended use published in this manual.

The *Bluetooth*<sup>®</sup> word mark and logos are registered trademarks owned by *Bluetooth SIG, Inc.* and any use of such marks by Welch Allyn is under license.

Software in this product is © 2017 Welch Allyn or its vendors. All rights are reserved. The software is protected by United States of America copyright laws and international treaty provisions applicable worldwide. Under such laws, the licensee is entitled to use the copy of the software incorporated with this instrument as intended in the operation of the product in which it is embedded. The software may not be copied, decompiled, reverse-engineered, disassembled, or otherwise reduced to human-perceivable form. This is not a sale of the software or any copy of the software; all right, title, and ownership of the software remain with Welch Allyn or its vendors.

For information about any Welch Allyn product, contact Welch Allyn Technical Support: <http://www.welchallyn.com/support>.

# 727402

This manual applies to REF 901077 Weight scale.

DIR 80022379 Ver. A Revised 2017–10

Welch Allyn, Inc.

4341 State Street Road

Skaneateles Falls, NY 13153 USA

[www.welchallynhome.com](http://www.welchallynhome.com)

# Contents

---

<b>Introductory information .....</b>	<b>1</b>
Introduction .....	1
Symbols .....	1
About warnings and cautions .....	3
Content list .....	4
Controls and indicators .....	4
Screen elements .....	5
<b>Use the scale .....</b>	<b>7</b>
Insert or replace the batteries .....	7
Install the carpet feet .....	7
Startup .....	7
Pair a smartphone, a tablet, or a communication hub with the Welch Allyn Home Scale .....	8
Select the measurement unit .....	8
Ensure accurate measurements .....	8
Obtain measurement .....	9
Stop a measurement .....	9
Maintain the scale .....	9
Troubleshooting .....	9
<b>Appendices .....</b>	<b>13</b>
Specifications .....	13
General radio compliance .....	14
Complied standards list .....	15
Emissions and immunity information .....	15
Warranty .....	19
Approved accessories .....	19



# Introductory information

---

## Introduction

The Welch Allyn Home™ Scale is intended for adults and children (10-17 years old) to measure weight in a home environment.

This *Directions for use* contains important safety and care information and provides step by step instructions for using the scale. Read the manual thoroughly before using the scale.

For information about this Welch Allyn product, contact Welch Allyn Home technical support at [www.welchallyn.com/content/welchallyn/americas/en/products/categories/welch-allyn-home/connected-scales/home-scale.html](http://www.welchallyn.com/content/welchallyn/americas/en/products/categories/welch-allyn-home/connected-scales/home-scale.html).

## Indications for use

The Welch Allyn Home Scale is intended for adults and children (10–17 years old) to measure weight in the home.

## Contraindications

This device is contraindicated for any person who is connected to a wearable or implantable electronic device or instrument, such as a pacemaker or defibrillator.

## Symbols

### Documentation symbols



**Warning:** The warning statements in this manual identify conditions or practices that could lead to illness, injury, or death. Warning symbols will appear with a grey background in a black and white document.



**Caution:** The caution statements in this manual identify conditions or practices that could result in damage to the equipment or other property, or loss of data.



Mandatory - Consult Directions for Use

---

## Power symbols



Direct current (DC)

## Shipping, storing, and environment symbols



Humidity limitation



Separate collection of Electrical and Electronic Equipment. Do not dispose as unsorted municipal waste.



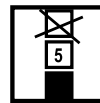
Temperature limit



Atmospheric pressure limitation



Recyclable



Stacking limit by number

## Connectivity symbols



Bluetooth® wireless technology enabled

## Miscellaneous symbols



Serial Number



Manufacturer



Product Identifier



Non-ionizing electromagnetic radiation



Reorder Number



Global Trade Item Number

**IP22**

The ingress protection: the device could protect against solid foreign objects of 12.5mm and greater, and against vertically falling water drops when ENCLOSURE tilted up to 15°

## About warnings and cautions

Caution statements can appear on the Welch Allyn Home Scale device, packaging, shipping container, or in this *Directions for use*.

The Welch Allyn Home Scale is safe for users when used in accordance with the instructions and caution statements presented in this *Directions for use*.

Before using the device, you must familiarize yourself with all cautions, with the steps to power up the device, and with the sections of this *Directions for use* that pertain to your use of the device. In addition to reviewing the general cautions presented in the next section, you must also review the more specific cautions that appear throughout the manual in conjunction with setup/startup, operation, and maintenance tasks.

- Failure to understand and observe any warning statement in this manual could lead to injury or illness.
- Failure to understand and observe any caution statement in this manual could lead to damage to the equipment or other property, or loss of data.

## General warnings and cautions



**Warning** Injury risk. Do not use the scale on a slippery floor, such as tile.



**Warning** Injury risk. Do not step onto the platform immediately after bathing or with wet hands.



**Warning** Injury risk. Dispose of accessories, detachable parts, and the device according to the local guidelines.



**Warning** Injury risk. No modification of this equipment is allowed. Modifying the equipment could damage the device or cause injury.



**Warning** Injury risk. Do not touch output of the batteries and the user simultaneously.



**Warning** Injury risk. Before use, make sure the device functions safely and is in proper working condition. Failure to do so could damage the device or cause injury.



**Warning** Possible injury risk. The device contains small parts. Keep the device away from children and pets.



**CAUTION** Avoid storing the device where the device may be exposed to extreme temperatures, humidity, moisture, direct sunlight, dust, or salt air.



**CAUTION** Avoid storing the device where there is risk of shock or dropping.



**CAUTION** Avoid storing the device where you store chemicals.



**CAUTION** Avoid storing the device where there are corrosive gases.



**CAUTION** Avoid storing the device near infants or children.



**CAUTION** Do not attempt to repair the unit yourself in the event of malfunctions.



**CAUTION** Do not use rechargeable batteries.



**CAUTION** Use the scale in the environment described in this Directions for use. Using the scale in other environments will compromise the performance of the scale and reduce the lifetime of the scale.

## Content list

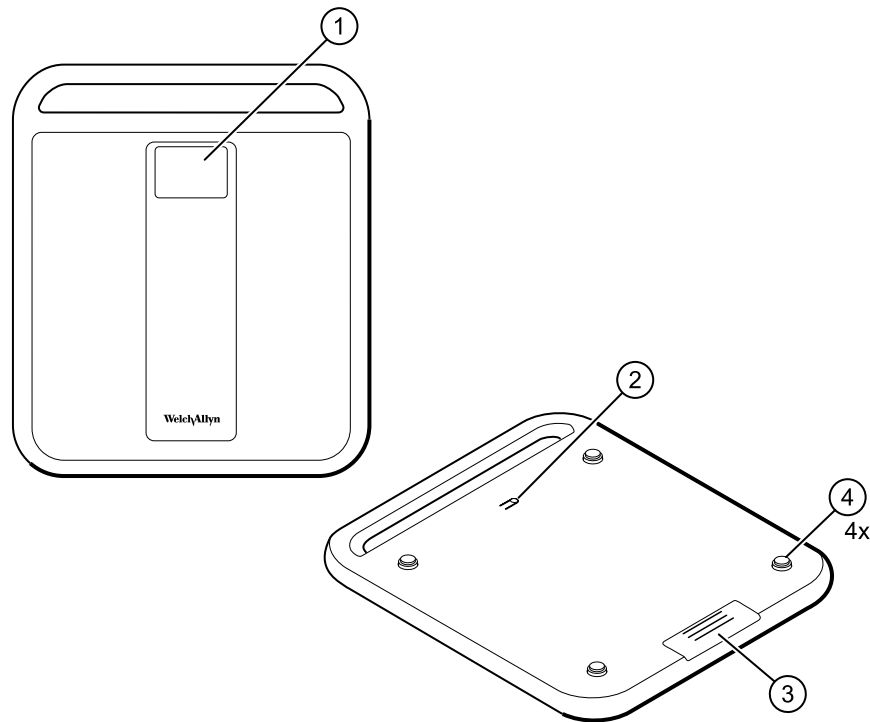
The following items are in the device box:

- Home Scale
- (4) AAA alkaline batteries (1.5V each)
- (4) extension feet for use on carpet
- *Directions for use*

## Controls and indicators

The Welch Allyn Home Scale is simple to use.

### Scale top



No.	Feature	Description
1	LCD display	Displays measurement









No.	Feature	Description
2	UNIT / Power button	The button enables you to select kg or lb unit measure. Press and hold for 3 seconds to enter pairing mode.
3	Battery compartment (behind cover)	Houses (4) AAA alkaline batteries (1.5V each)
4	Sensors (4)	4 load cell sensors which conduct weight measurement

## Screen elements

The liquid crystal display (LCD) display registers the measurement. The display also may show other icons that provide information about the functionality of the scale.



Icon	Description	Icon	Description
kg	Kilogram	lb	Pound
	Low battery charge		Full battery charge
	Bluetooth wireless technology is powered on		Bluetooth wireless technology connected (dotted area is not flashing)
	Data being transferred using Bluetooth wireless technology (dotted area flashes)		Scale not paired with device




# Use the scale

---

## Insert or replace the batteries



**CAUTION** When the  symbol appears, the device will power off in four seconds. Replace the old batteries with a new set of four batteries. Always replace all four batteries with new batteries. Do NOT mix old batteries with new batteries.



**CAUTION** Remove the batteries if the device is not to be used for some time.



**CAUTION** Dispose old batteries by following your local recycling guidelines.



**CAUTION** Do not burn batteries. Batteries may leak or explode.

1. Open the battery door on the under side of the scale.
2. Insert the four AAA alkaline batteries (1.5V each) into the battery compartment according to the polarity indications marked inside the battery compartment.
3. Close the battery door.
4. Wait until the digits "0.0lb" appear on the LCD screen.

## Install the carpet feet

Install the carpet feet if you use the device on carpet to avoid the device slipping.

1. Peel off and remove the rubber stickers on the four corner posts.
2. Remove the four carpet feet from the packaging.
3. Insert the carpet feet prongs into the posts.

## Startup

The Welch Allyn Home Scale uses SENSE ON™ technology to turn on the scale. Step on the scale with bare feet to begin a measurement.

## Pair a smartphone, a tablet, or a communication hub with the Welch Allyn Home Scale

Advanced *Bluetooth* 4.0 technology enables your smartphone, tablet, or a communication hub to receive your personal health information from your device. You have two alternatives to pair your device with these smart devices.

- If you are using the Welch Allyn Home application, follow the pairing instructions presented in the application.
- Contact your Remote Monitoring Solution provider or use the instructions that the office provided to set up these communications devices.

With either alternative, you complete the same steps on the Welch Allyn Home Scale.

1. Confirm that both the smart device and the Welch Allyn Home Scale are powered on.


**Note** *Bluetooth* wireless connectivity is only available for devices which support *Bluetooth* 4.0 technology.

2. Press and hold the Unit / Power button on the bottom of the scale for 3 seconds.

The *Bluetooth* pairing sequence is activated. The dotted line surrounding the *Bluetooth* symbol flashes while discovering the weight scale.



If successful, a steady Bluetooth  symbol surrounded by a dotted line appears on

the scale's LCD screen. If unsuccessful, the  appears.

## Select the measurement unit

The default measurement unit is pound (lb).

(Optional) Press the Unit / Power button on the bottom of the scale to change from pound (lb) to kilogram (kg).

## Ensure accurate measurements

To ensure the accuracy of measurements, follow the recommendations below when you start a measurement.

- Place the scale on a flat, hard surface for at least 10 seconds. Obtaining the measurement immediately after placing the scale on a flat, hard surface may affect the accuracy of the measurement.
- If you place the scale on carpet, fit the extension feet before taking the measurement. Placing the scale sensors directly on carpet may affect the accuracy of the measurement.
- Always start a measurement at the same time on the same scale located on the same flat surface.

## Obtain measurement

With the original SENSE ON patent technology, the scale automatically powers on when you step on the platform in your bare feet.

1. Step on the platform in your bare feet.  
The scale automatically powers on and begins the measurement.
2. Stand still and keep full contact with the scale until the LCD stops blinking and displays the weight.

## Stop a measurement

You can stop a measurement before it is complete.

Step off the platform.

The scale returns to a ready / zero state.

After approximately 2 seconds, the scale powers down automatically.

## Maintain the scale



**Warning** Injury risk. Keep the device clean. Contact with a contaminated device can spread infection. Clean the device after each use.

**Note** The scale does not require calibration.

To get the best performance from your scale, follow the maintenance steps below.

- Store the device in a dry place away from direct sunlight.
- Avoid shaking and dropping the device
- Avoid operating the device in dusty and unstable temperature environments.



**CAUTION** Use a soft cloth to clean the entire device. Do not use any abrasive or volatile cleaners.


The following agents are compatible with the device:

- 70 percent isopropyl alcohol
  - 10 percent chlorine bleach/90 percent water solution
1. Clean the scale only when necessary with one of the compatible cleaning agents listed above.
  2. If necessary, wipe the device with a soft, damp cloth.

## Troubleshooting

This section includes a list of error messages and frequently asked questions for problems you may encounter with your Welch Allyn Home Scale. To correct an error, follow these instructions or contact Welch Allyn Technical Support: [www.welchallyn.com/service](http://www.welchallyn.com/service).

## Error prompt

Error	Description	Solution
Dotted lines	Overload. The device will power off	Weight exceeds scale maximum
	Low Battery. The device will power off in four seconds.	Replace all four batteries at the same time. Purchase the authorized batteries for replacement.
Error condition	At any point, when a situation occurs that prevents a successful test acquisition, an error code will be displayed in the LCD area. The message will persist for several seconds until the device times out and powers down.	Check the following items: <ul style="list-style-type: none"> <li>• <i>Bluetooth</i> wireless technology is on.</li> <li>• The application is on.</li> <li>• Both devices are within the transmission distance of <i>Bluetooth</i> devices.</li> </ul>
E02	Movement while weighing	Remain motionless while weighing
Weight fluctuates	Placement on scale is improper	Place scale on hard ground, then weigh again after returning scale to 0.0 kg.
	Moved scale	Place scale on hard ground, then weigh again after returning scale to 0.0 kg.
Cannot power on scale	Batteries inserted improperly	Move scale and insert batteries. Reboot the scale and weigh again.
Scale halted	Electrostatic interference	Move scale and insert batteries. Reboot the scale and weigh again.

## When measuring

Problem	Root cause	Solution
No display on the LCD screen or display flickers with the scale powers on	Batteries are not installed or not installed properly	Install the batteries. Go to "Insert or replace the batteries"
	Worn batteries	Replace all four batteries at the same time. Purchase the authorized batteries for replacement.
The scale powers off automatically	Low Battery.	Replace all four batteries at the same time. Purchase the authorized batteries for replacement.
"Bat" symbol appears for 3 seconds then the scale powers off	No batteries	Replace all four batteries at the same time. Purchase the authorized batteries for replacement.
Measurement fluctuates by several pounds from last measurement	Scale was not placed on a hard, flat surface for at least 10 seconds before obtaining measurement	Place the scale on a hard, flat surface for at least 10 seconds before stepping

<b>Problem</b>	<b>Root cause</b>	<b>Solution</b>
		onto the scale to begin the measurement

## When transmitting data

<b>Problem</b>	<b>Root cause</b>	<b>Solution</b>
Data transmission failed	<i>Bluetooth</i> wireless technology is off	Turn on the <i>Bluetooth</i> wireless technology via the Settings.
	Application is off	Press the icon to run your application.
	Out of range of Bluetooth transmission.	Place your mobile or portable device closer to the scale.





# Appendices

---

## Specifications

**Warning:** No modification of this equipment is allowed.

Item	Specification				
Power supply	6V 4*AAA alkaline batteries				
Display mode	Blue LCD with White Backlight V.A.: 74x53mm				
Measurement unit	Kilogram / Pound				
Measurement range	5kg to 200kg / 11lb to 441lb				
Resolution	The measurement resolution shall be: <table border="0" style="width: 100%;"> <tr> <td style="width: 50%;">0–100kg: 0.1kg</td> <td style="width: 50%;">0–220 lb: 0.2lb</td> </tr> <tr> <td>100–200kg: 0.2kg</td> <td>220–440lb: 0.5lb</td> </tr> </table>	0–100kg: 0.1kg	0–220 lb: 0.2lb	100–200kg: 0.2kg	220–440lb: 0.5lb
0–100kg: 0.1kg	0–220 lb: 0.2lb				
100–200kg: 0.2kg	220–440lb: 0.5lb				
Normal working condition	Temperature: 5°C (41°F) to 40°C (104°F) Humidity: ≤ 85%RH Atmospheric pressure: 86kPa to 106kPa				
Storage & transportation condition	Temperature:-20°C (-4°F) to 60°C (140°F) Relative Humidity: 10% RH–93% RH Atmospheric Pressure: 50kPa to 106 kPa				
Net Weight	Approximately 2.75kg (6.1 lb.) ( Excluding the dry cells)				
Dimensions	360mm x 408mm x 32.5mm (14.2inches x16.1inches x 1.3inches) with carpet feet				
Accessories	<ul style="list-style-type: none"> <li>• (4) AAA alkaline batteries</li> <li>• (4) extension feet</li> <li>• <i>Directions for use</i></li> </ul>				
Mode of operation	Continuous operation				
Auto-ON	SENSE ON technology				

<b>Item</b>	<b>Specification</b>
Auto-OFF	About 15 seconds when showing 0.0 About 15 seconds after the weight data is locked
Degree of protection	Type BF applied part
Protection against ingress of water	IP22
Software Version	Version 1.0

## General radio compliance

<b>Item</b>	<b>Specification</b>
Bluetooth Module No.	AW51822
RF Frequency Range	2402 MHz to 2480 MHz
Output Power	4.0 dBm
Supply Voltage	1.8-3.6 V
Antenna Gain	0dBi
Transmitting Distance	10 meters, (30 feet)

## Federal Communication Commission (FCC) Interference Statement

This device complies with part 15 of the FCC Rules. Operation is subject to the following two conditions.

- This device may not cause harmful interference.
- This device must accept any interference received, including interference that may cause undesired operation.

This equipment (FCC ID: OU9BS-1507) has been tested and found to comply with the limits for a Class B digital device, pursuant to Part 15 of the FCC Rules. These limits are designed to provide reasonable protection against harmful interference in a residential installation. This equipment generates, uses, and can radiate radio frequency energy and, if not installed and used in accordance with the instructions, may cause harmful interference to radio communications. However, there is no guarantee that interference will not occur in a particular installation. If this equipment does cause harmful interference to radio or television reception, which can be determined by turning the equipment off and on, the user is encouraged to try to correct the interference by one of the following measures.

1. Reorient or relocate the receiving antenna.
2. Increase the separation between the equipment and receiver.
3. Consult the dealer or an experienced radio/TV technician for help.

Any changes or modifications not expressly approved by the party responsible for compliance could void the user's authority to operate this equipment.

## FCC Radiation Exposure Statement

This equipment complies with FCC radiation exposure limits set forth for an uncontrolled environment. This transmitter must not be co-located or operating in conjunction with any other antenna or transmitter.

## Complied standards list

Item	Standard
Risk management	ISO/EN 14971 Medical devices — Application of risk management to medical devices
Labeling	ISO/EN 15223-1 Medical devices. Symbols to be used with medical device labels, labeling and information to be supplied. General requirements Tested in accordance with ISO 10993 Biocompatibility
User manual	EN 1041 Medical equipment manufacturers to provide information
General Requirements for Safety	IEC 60601-1+A1 Medical electrical equipment - Part 1: General requirements for basic safety and essential performance IEC 60601-1-11 Medical electrical equipment - Part 1-11: General requirements for basic safety and essential performance - Collateral standard: Requirements for medical electrical equipment and medical electrical systems used in the home healthcare environment
Electromagnetic compatibility	IEC/EN 60601-1-2 Medical electrical equipment - Part 1-2: General requirements for basic safety and essential performance - Collateral standard: Electromagnetic compatibility - Requirements and tests
Software life-cycle processes	IEC/EN 62304+AC Medical device software - Software life cycle processes
Usability	IEC 62366 Medical devices - Application of usability engineering to medical devices (IEC 62366) IEC 60601-1-6 Medical electrical equipment - Part 1 -6 : General requirements for basic safety and essential performance - collateral standard : Usability

## Emissions and immunity information

The Welch Allyn Home Scale T-RPM-SCALE100 is intended for use in the electromagnetic environment specified below. The customer or user of the Welch Allyn T-RPM-SCALE100 should assure that it is used in such an environment.

This equipment needs to be installed and put into service in accordance with the information provided in the user manual.



**CAUTION** Wireless communications equipment, such as wireless home network devices, mobile phones, cordless telephones and their base stations, walkie-talkie can affect this equipment and should be kept at least a distance  $d=3,3\text{m}$  away from the equipment.

**Note** As indicated in Table 6 of IEC 60601-1-2:2007 for ME Equipment, a typical cell phone with a maximum output power of 2 W yields  $d=3,3\text{m}$  at an IMMUNITY LEVEL of 3V/m).

### Electromagnetic emissions

The Welch Allyn T-RPM-SCALE100 is intended for use in the electromagnetic environment specified below. The customer or user of the Welch Allyn T-RPM-SCALE100 should assure that it is used in such an environment.

Emissions test	Compliance	Electromagnetic environment - guidance
RF emissions CISPR 11	Group 1	The Welch Allyn T-RPM-SCALE100 uses RF energy only for its internal function. Therefore, its RF emissions are very low and are not likely to cause any interference in nearby electronic equipment.
RF emissions CISPR 11	Class B	The Welch Allyn T-RPM-SCALE100 is suitable for use in all establishments other than domestic establishments and those directly connected to the public low-voltage power supply network that supplies buildings used for domestic purposes.
Harmonic emissions IEC 61000-3-2	Not applicable	
Voltage fluctuations/ flicker emissions IEC 61000-3-3	Not applicable	

### Electromagnetic immunity

The Welch Allyn T-RPM-SCALE100 is intended for use in the electromagnetic environment specified below. The customer or the user of the Welch Allyn T-RPM-SCALE100 should assure that it is used in such an environment.

Immunity test	IEC 60601 test level	Compliance level	Electromagnetic environment - guidance
Electrostatic discharge (ESD) IEC 61000-4-2	$\pm 6$ kV contact $\pm 8$ kV air	$\pm 6$ kV contact $\pm 8$ kV air	Floors should be wood, concrete or ceramic tile. If floors are covered with synthetic material, the relative humidity should be at least 30%.
Electrical fast transient/burst IEC 61000-4-4	$\pm 2$ kV for power supply lines	$\pm 2$ kV for power supply lines	Mains power quality should be that of a typical commercial or hospital environment.
Surge IEC 61000-4-5	$\pm 1$ kV line(s) to line(s)	$\pm 1$ kV differential mode	Mains power quality should be that of a typical commercial or hospital environment.
Voltage dips, short interruptions and voltage variations on	$<5\% U_T$ ( $>95\%$ dip in $U_T$ ) for 0.5 cycle	$<5\% U_T$ ( $>95\%$ dip in $U_T$ ) for 0.5 cycle	Mains power quality should be that of a typical commercial or hospital environment. If the user of the Welch Allyn T-RPM-SCALE100 requires continued operation during power mains

**Electromagnetic immunity**

power supply input lines IEC 61000-4-11	40% U <sub>T</sub> (60% dip in U <sub>T</sub> ) for 5 cycles	40% U <sub>T</sub> (60% dip in U <sub>T</sub> )for 5 cycles	interruptions, it is recommended that the Welch Allyn T-RPM-SCALE100 be powered from an uninterruptible power supply or a battery.
	70% U <sub>T</sub> (30% dip in U <sub>T</sub> ) for 25 cycles	70% U <sub>T</sub> (30% dip in U <sub>T</sub> ) for 25 cycles	
	<5% U <sub>T</sub> (>95% dip in U <sub>T</sub> ) for 5 seconds	<5% U <sub>T</sub> (>95% dip in U <sub>T</sub> ) for 5 seconds	
Power frequency (50Hz) magnetic field IEC 61000-4-8	3A/m	3A/m	Power frequency magnetic fields should be at levels characteristic of a typical location in a typical commercial or hospital environment.

Note: U<sub>T</sub> is the AC mains voltage prior to application of the test level.

**Electromagnetic immunity**

The Welch Allyn T-RPM-SCALE100 is intended for use in the electromagnetic environment specified below. The customer or the user of the Welch Allyn T-RPM-SCALE100 should assure that it is used in such an environment.

Immunity test	IEC 60601 test level	Compliance level	Electromagnetic environment - guidance
			Portable and mobile RF communications equipment should be used no closer to any part of the Welch Allyn T-RPM-SCALE100, including cables, than the recommended separation distance calculated from the equation applicable to the frequency of the transmitter.
			<b>Recommended separation distance</b>
Conducted RF IEC 61000-4-6	3 Vrms 150 kHz to 80 MHz	3 Vrms	$d = (1.167) \sqrt{P}$
Radiated RF IEC 61000-4-3	3 V/m 80 MHz to 1 GHz	3 V/m	$d = (1.167) \sqrt{P}$ 80 to 800 MHz

$$d = (2.333) \sqrt{P} \text{ 800 MHz to 2,5 GHz}$$

where  $P$  is the maximum output power rating of the transmitter in watts (W) and  $d$  is the recommended separation distance in meters (m). Field strengths from fixed RF transmitters, as determined by an electromagnetic site survey<sup>a</sup>, should be less than the compliance level in each frequency range<sup>b</sup>. Interference may occur in the vicinity of equipment marked with the following symbol:

---

### Electromagnetic immunity

---



Note1: At 80 MHz and 800 MHz, the higher frequency range applies.

Note 2: These guidelines may not apply in all situations. Electromagnetic propagation is affected by absorption and reflection from structures, objects, and people.

<sup>a</sup>Field strengths from fixed transmitters, such as base stations for radio (cellular/cordless) telephones and land mobile radios, amateur radio, AM and FM radio broadcast, and TV broadcast cannot be predicted theoretically with accuracy. To assess the electromagnetic environment due to fixed RF transmitters, an electromagnetic site survey should be considered. If the measured field strength in the location in which the Welch Allyn T-RPM-SCALE100 is used exceeds the applicable RF compliance level above, the Welch Allyn T-RPM-SCALE100 should be observed to verify normal operation. If abnormal performance is observed, additional measures may be necessary, such as reorienting or relocating the Welch Allyn T-RPM-SCALE100.

<sup>b</sup>Over the frequency range 150 kHz to 80 MHz, field strengths should be less than 3 V/m.

---

### Recommended separation distances between portable and mobile RF communications equipment and the Welch Allyn T-RPM-SCALE100

---

The Welch Allyn T-RPM-SCALE100 is intended for use in an electromagnetic environment in which radiated RF disturbances are controlled. The customer or user of the Welch Allyn T-RPM-SCALE100 can help prevent electromagnetic interference by maintaining a minimum distance between portable and mobile RF communications equipment (transmitters) and the Welch Allyn T-RPM-SCALE100 as recommended below, according to the maximum output power of the communications equipment.

---

#### Separation distance according to frequency of transmitter (m)

---

Rated max. output power of transmitter (W)	150 kHz to 80 MHz $d = (1.167) \sqrt{P}$	80 MHz to 800 MHz $d = (1.167) \sqrt{P}$	800 MHz to 2.5 GHz $d = (2.333) \sqrt{P}$
0.01	0.167	0.167	0.233
0.1	0.369	0.369	0.738
1	1.167	1.167	2.333
10	3.690	3.690	7.338
100	11.67	11.67	23.33

---

For transmitters rated at a maximum output power not listed above, the recommended separation distance  $d$  in meters (m) can be estimated using the equation applicable to the frequency of the transmitter, where  $P$  is the maximum output power rating of the transmitter in watts (W) according to the transmitter manufacturer.

Note 1: At 80 MHz and 800 MHz, the separation distance for the higher frequency range applies.

Note 2: These guidelines may not apply in all situations. Electromagnetic propagation is affected by absorption and reflection from structures, objects, and people.

---

## Warranty

Welch Allyn will warranty the Home Scale to be free of defects in material and workmanship and to perform in accordance with manufacturer specifications for the period of two years from the date of retail purchase.

The warranty period shall start on the date of purchase. The date of purchase is: 1) the invoiced ship date if the device was purchased directly from Welch Allyn, 2) the date specified during product registration, 3) the date of purchase of the product from a Welch Allyn authorized distributor as documented from a receipt from said distributor.

This warranty does NOT cover damages caused by misuse or abuse, including but not limited to:

- Failure caused by unauthorized repairs or modifications
- Damage caused by shock or dropping during transportation
- Damage caused by improper use of the power supply
- Failure caused by improper operation not consistent with the instructions stated in this Directions for use

Should this device require maintenance (or replacement at our option) under warranty, please deliver the original package to Welch Allyn prepaid. Please return the store receipt (with the retail purchase date) and a note with the reasons for the return.

## Approved accessories

<b>Item</b>	<b>Description</b>
RPM-SCALEACC-01	Carpet Feet 40EA

**WelchAllyn**<sup>®</sup>  
 Home<sup>™</sup>

Material No. 727402



(91)727402